

NATIONAL WEEKLY INFLUENZA BULLETIN OF THE RUSSIAN FEDERATION

week 10 of 2024 (04.03.24 - 10.03.24)

Summary.

Influenza and ARI incidence data. Influenza and other ARI activity in Russia decreased in comparison with previous week. The nationwide ILI and ARI morbidity level (59.0 per 10 000 of population) was lower than national baseline (70.0) by 15.7%.

Etiology of ILI & ARI. Among 10326 patients investigation 287 (2.8%) respiratory samples were positive for influenza, including no cases of influenza A(H1N1)pdm09, 131 cases of influenza A(H3N2) in 28 cities, 113 cases of unsubtyped influenza A in 8 cities and 43 cases of influenza B in 11 cities.

11 influenza viruses were isolated on MDCK cell culture, including: 2 cases of influenza A(H1N1)pdm09 in Moscow and Saint-Petersburg, 6 cases of influenza A(H3N2) in Astrakhan (1), Novosibirsk (2), Orenburg (2), Saint-Petersburg (1) and 3 cases of influenza B in Vladivostok. Since the beginning of the season 978 influenza viruses were isolated on MDCK cell culture, including: 5 influenza viruses A(H1N1)pdm09, 954 viruses A(H3N2) and 19 viruses B.

Antigenic characterization. Since the beginning of the season 605 influenza have been antigenically characterized by the NICs, including: 1 influenza A(H1N1)pdm09 virus, 598 influenza A(H3N2) viruses in Moscow (161) and Saint-Petersburg (437) and 6 influenza B viruses in Moscow (4) and Saint-Petersburg (2). Influenza A(H1N1)pdm09 virus was the drift-variant vaccine strain for the Northern Hemisphere countries for the 2023-2024 season A/Victoria/4897/22 (H1N1)pdm09; 383 influenza A(H3N2) viruses were antigenically similar to vaccine strain for the Northern Hemisphere countries for the 2023-2024 season A/Darwin/09/2021 and 215 viruses were a drift variant of the vaccine strain A/Darwin/09/2021 and reacted with antiserum to it in a reduced titer (1:8 and low). 3 influenza B viruses were antigenically similar to vaccine strain for the Northern Hemisphere countries for the 2023-2024 season A/Austria/1359417/2021 and 3 were its drift variants.

Genetic analysis. Since the beginning of the season 2023-2024, sequencing of 5 A(H1N1)pdm09 influenza isolates, 1364 influenza viruses and isolates from primary clinical materials from patients and 2 B influenza isolates were performed by NIC (Saint-Petersburg). According to phylogenetic analysis, 5 A(H1N1)pdm09 influenza isolates were assigned to genetic clade 6B.1A.5a.2a and similar to the vaccine strain A/Victoria/2570/2019, 1364 influenza A(H3N2) viruses were assigned to genetic clade 3C.2a1b.2a.2a.3a.1 and similar to the reference strain A/Thailand/08/2022, 1 virus was assigned to genetic clade 2a.3b and similar to the reference virus A/Sydney/732/2022, 2 B influenza isolates were assigned to genetic subclade 6B.1A.5a.2a and similar to the vaccine strain B/Austria/1359417/2021. All viruses were sensitive to neuraminidase inhibitors (oseltamivir, zanamivir).

Susceptibility to antivirals. Since the beginning of the season 2023-2024, the sensitivity of 408 influenza viruses to neuraminidase inhibitors (oseltamivir, zanamivir) was studied in two NICs (Moscow, Saint-Petersburg), including 407 A(H3N2) influenza viruses and 1 influenza B virus. All studied viruses were sensitive to neuraminidase inhibitors, except for one strain of A(H3N2) isolated in Moscow, which showed reduced sensitivity to oseltamivir.

ARVI detections. The overall proportion of respiratory samples tested positive for other ARVI (PIV, ADV, RSV, RhV, CoV, MPV, BoV) was estimated in total as 20.9% (PCR).

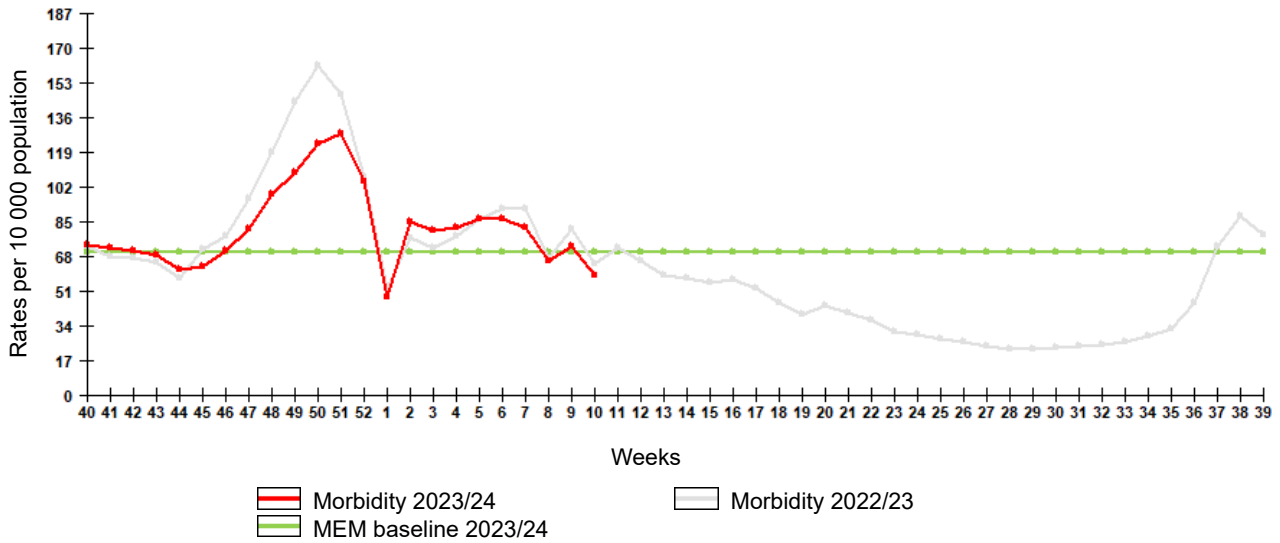
In sentinel surveillance system clinical samples from 86 SARI patients were investigated by rRT-PCR for influenza, among them 5 (5.8%) cases were detected including: 4 cases of influenza A(H3N2) and 1 case of influenza B. 2 (2.3%) of 87 SARI patients were positive for coronavirus SARS-CoV-2. Among 77 SARI samples 16 (20.8%) cases positive for ARVI were detected including: 3 cases of PIV, 3 cases of ADV, 3 cases of RSV, 3 cases of RhV, 2 cases of CoV, 1 case of MPV and 1 case of BoV infection.

Clinical samples from 88 ILI/ARI patients were investigated for influenza by rRT-PCR, among them 4 (4.5%) cases were detected including: 2 cases of influenza A(H3N2) and 2 cases of influenza B. Among 79 ILI/ARI samples 32 (40.5%) cases positive for ARVI were detected including: 2 cases of PIV, 1 case of ADV, 5 cases of RSV, 9 cases of RhV, 6 cases of CoV and 9 cases of MPV infection. 11 (12.5%) of 88 ILI/ARI patients were positive for coronavirus SARS-CoV-2.

COVID-19. Totally 24 033 703 cases and 402 464 deaths associated with COVID-19 were registered in Russia including 24 099 cases and 65 deaths in week 10. According to the data obtained by NIC in Saint-Petersburg totally 12 278 clinical samples were PCR investigated in last week. Among them coronavirus SARS-CoV-2 detected in 798 (6.5%) cases.

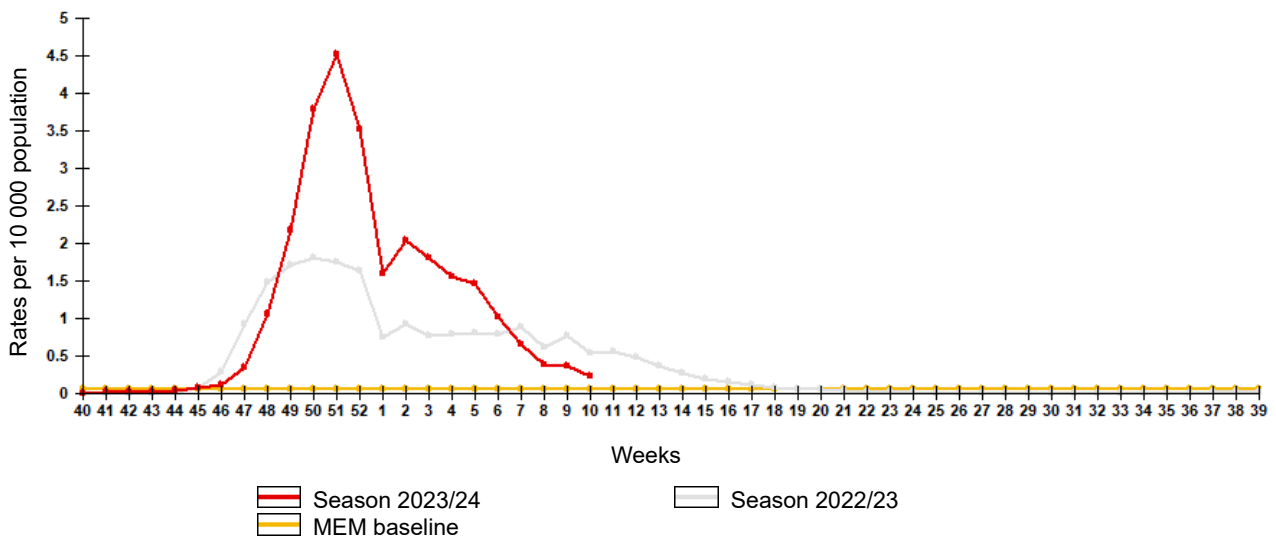
Influenza and ARI morbidity data

Fig. 1. Influenza and ARVI morbidity in 61 cities under surveillance in Russia, seasons 2022/23 and 2023/24



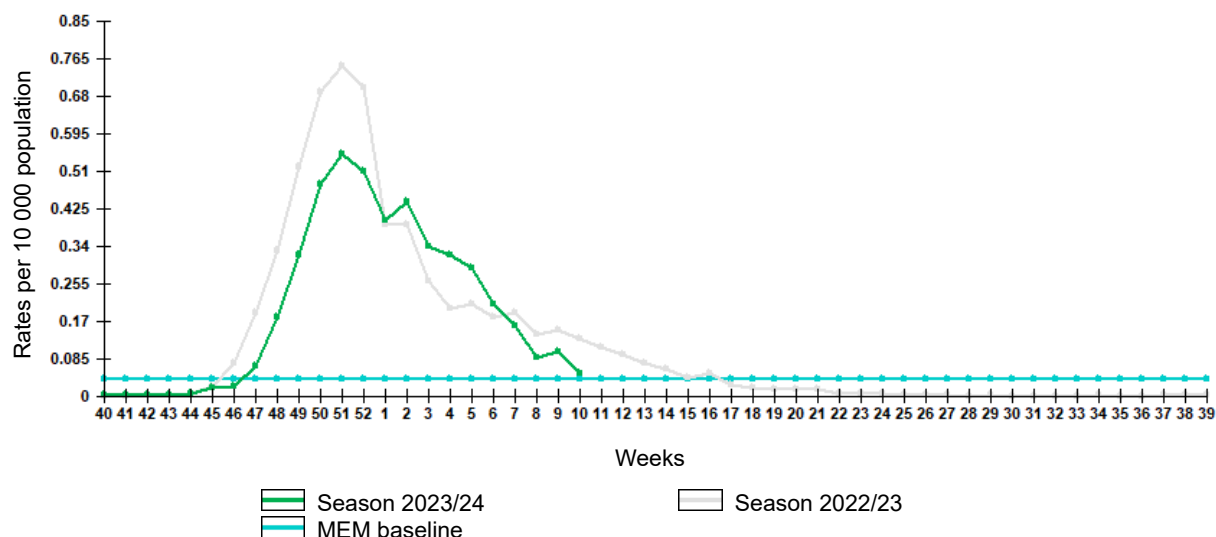
Epidemiological data decreased of influenza and other ARI activity in Russia in comparison with previous week. The nationwide ILI and ARI morbidity level (59.0 per 10 000 of population) was lower than national baseline (70.0) by 15.7%.

Fig. 2. Comparative data on incidence rate of clinically diagnosed influenza, seasons 2022/23 and 2023/24



Incidence rate of clinically diagnosed influenza decreased comparing to previous week and amounted to 0.23 per 10 000 of population, it was higher than pre-epidemic MEM baseline (0.060).

Fig. 3. Comparison of hospitalization rate with clinical diagnosis of influenza, seasons 2022/23 and 2023/24



Hospitalization rate of clinically diagnosed influenza decreased comparing to previous week and amounted to 0.052 per 10 000 of population, it was higher than pre-epidemic MEM baseline (0.040).

Influenza and ARVI laboratory testing results

Cumulative results of influenza laboratory diagnosis by rRT-PCR were submitted by 46 RBLs and two WHO NICs. According to these data as a result of 10326 patients investigation 287 (2.8%) respiratory samples were positive for influenza, including no cases of influenza A(H1N1)pdm09, 131 cases of influenza A(H3N2) in 28 cities, 113 cases of untyped influenza A in 8 cities and 43 cases of influenza B in 11 cities.

11 influenza viruses were isolated on MDCK cell culture, including: 2 cases of influenza A(H1N1)pdm09 in Moscow and Saint-Petersburg, 6 cases of influenza A(H3N2) in Astrakhan (1), Novosibirsk (2), Orenburg (2), Saint-Petersburg (1) and 3 cases of influenza B in Vladivostok. Since the beginning of the season 978 influenza viruses were isolated on MDCK cell culture, including: 5 influenza viruses A(H1N1)pdm09, 954 viruses A(H3N2) and 19 viruses B.

Antigenic characterization. Since the beginning of the season 605 influenza have been antigenically characterized by the NICs, including: 1 influenza A(H1N1)pdm09 virus, 598 influenza A(H3N2) viruses in Moscow (161) and Saint-Petersburg (437) and 6 influenza B viruses in Moscow (4) and Saint-Petersburg (2). Influenza A(H1N1)pdm09 virus was the drift-variant vaccine strain for the Northern Hemisphere countries for the 2023-2024 season A/Victoria/4897/22 (H1N1)pdm09; 383 influenza A(H3N2) viruses were antigenically similar to vaccine strain for the Northern Hemisphere countries for the 2023-2024 season A/Darwin/09/2021 and 215 viruses were a drift variant of the vaccine strain A/Darwin/09/2021 and reacted with antiserum to it in a reduced titer (1:8 and low). 3 influenza B viruses were antigenically similar to vaccine strain for the Northern Hemisphere countries for the 2023-2024 season A/Austria/1359417/2021 and 3 were its drift variants.

Genetic analysis. Since the beginning of the season 2023-2024, sequencing of 5 A(H1N1)pdm09 influenza isolates, 1364 influenza viruses and isolates from primary clinical materials from patients and 2 B influenza isolates were performed by NIC (Saint-Petersburg). According to phylogenetic analysis, 5 A(H1N1)pdm09 influenza isolates were assigned to genetic clade 6B.1A.5a.2a and similar to the vaccine strain A/Victoria/2570/2019, 1364 influenza A(H3N2) viruses were assigned to genetic clade 3C.2a1b.2a.2a.3a.1 and similar to the reference strain A/Thailand/08/2022, 1 virus was assigned to genetic clade 2a.3b and similar to the reference virus A/Sydney/732/2022, 2 B influenza isolates were assigned to genetic subclade 6B.1A.5a.2a and similar to the vaccine strain B/Austria/1359417/2021. All viruses were sensitive to neuraminidase inhibitors (oseltamivir, zanamivir).

Susceptibility to antivirals. Since the beginning of the season 2023-2024, the sensitivity of 408 influenza viruses to neuraminidase inhibitors (oseltamivir, zanamivir) was studied in two NICs (Moscow, Saint-Petersburg), including 407 A(H3N2) influenza viruses and 1 influenza B virus. All studied viruses were sensitive to neuraminidase inhibitors, except for one strain of A(H3N2) isolated in Moscow, which showed reduced sensitivity to oseltamivir.

Fig. 4. Geographic distribution of RT-PCR detected influenza viruses in cities under surveillance in Russia, week 10 of 2024

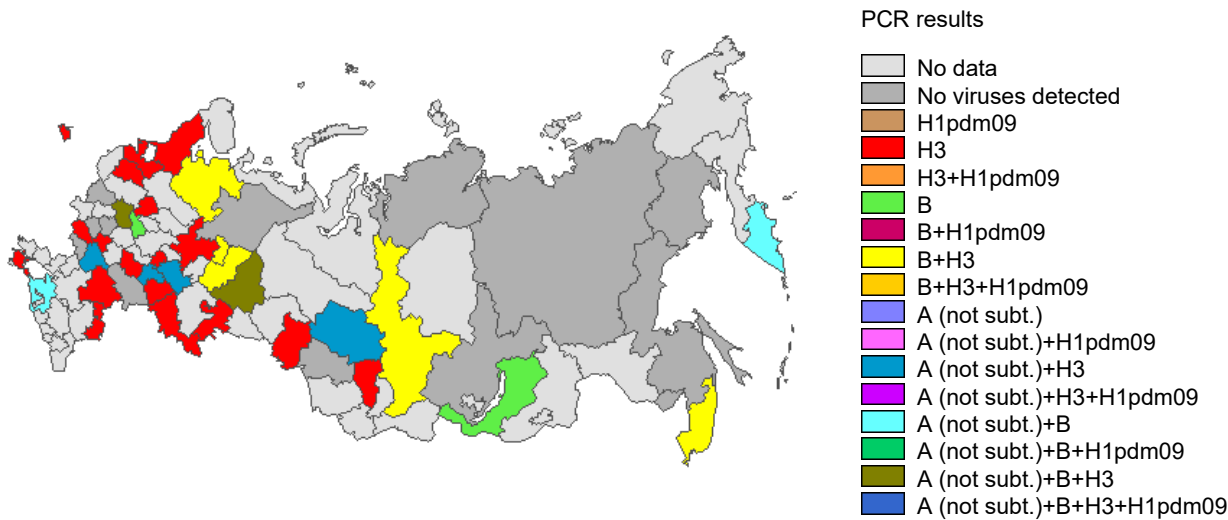


Fig. 5. Monitoring of influenza viruses detection by RT-PCR in Russia, season 2023/24

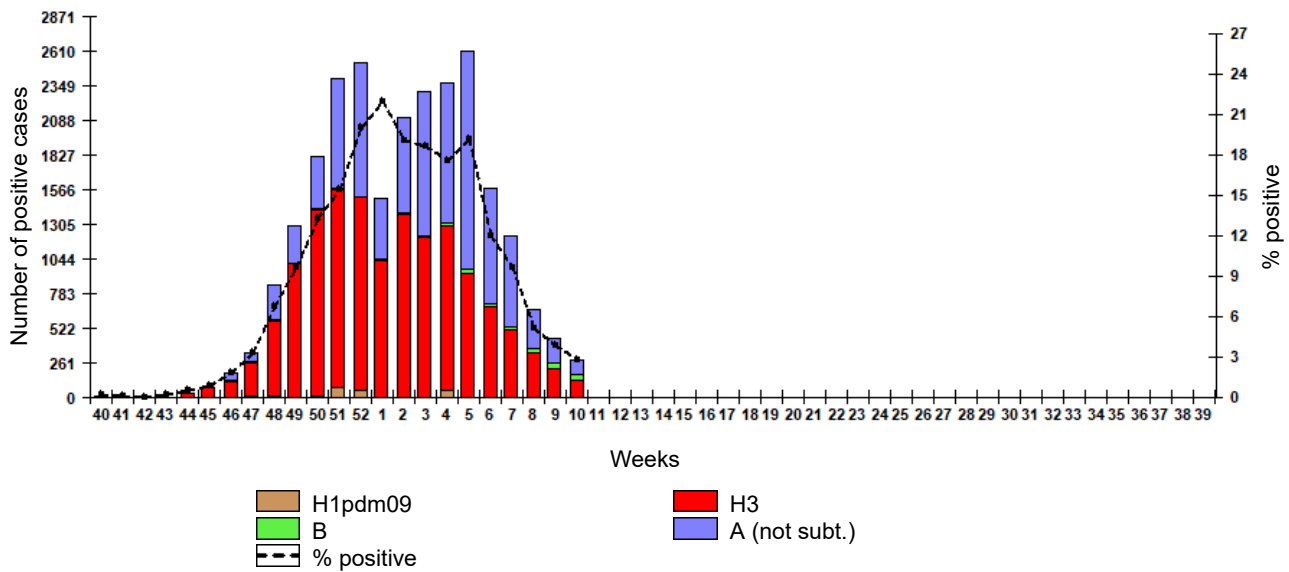
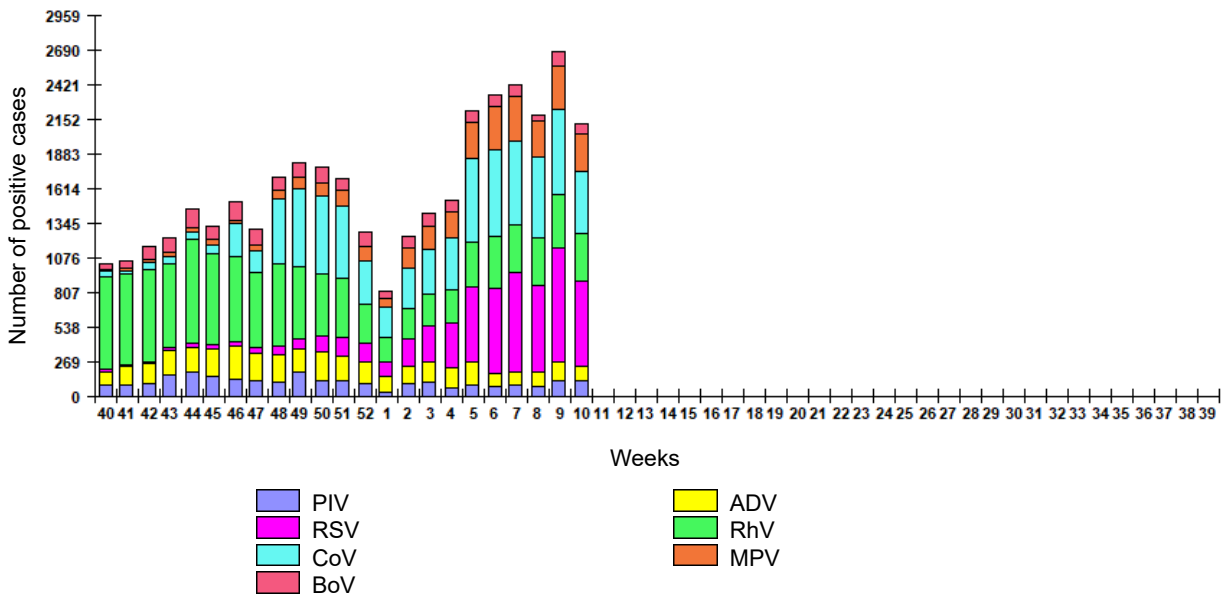


Fig. 6. Monitoring of ARVI detection by RT-PCR in Russia, season 2023/24



ARVI detections. The overall proportion of respiratory samples tested positive for other ARVI (PIV, ADV, RSV, RhV, CoV, MPV, BoV) estimated as **20.9%** of investigated samples by PCR.

Fig. 7. Monitoring of influenza viruses isolation in Russia, season 2023/24

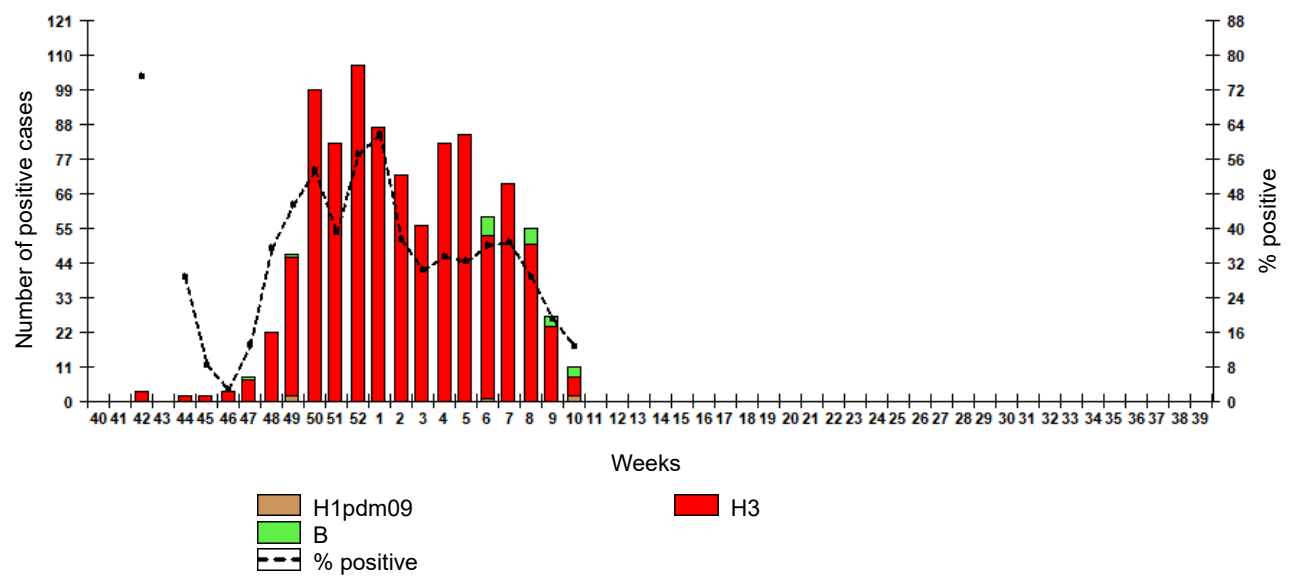


Table 1. Results of influenza and other ARVI detection by RT-PCR in Russia, week 10 of 2024

	Number of specimens / number of positive cases	% positive
Influenza		
Number of specimens tested for influenza	10326	-
Influenza A (not subt.)	113	1,1%
Influenza A(H1)pdm09	0	0,0%
Influenza A(H3)	131	1,3%
Influenza B	43	0,4%
All influenza	287	2,8%
Other ARVI		
Number of specimens tested for ARVI	10164	-
PIV	128	1,3%
ADV	112	1,1%
RSV	657	6,5%
RhV	369	3,6%
CoV	483	4,8%
MPV	295	2,9%
BoV	76	0,7%
All ARVI	2120	20,9%
SARS-CoV-2 (COVID-19)		
Number of specimens tested for SARS-CoV-2	12278	-
SARS-CoV-2	798	6,5%

Fig. 8. Results of PCR detections of SARS-CoV-2 in Russia



COVID-19. Totally 24 033 703 cases and 402 464 deaths associated with COVID-19 were registered in Russia including 24 099 cases and 65 deaths in week 10. According to the data obtained by NIC in Saint-Petersburg totally 12 278 clinical samples were PCR investigated in last week. Among them coronavirus SARS-CoV-2 detected in 798 (**6.5%**) cases.

Table 2. Results of influenza viruses isolation in Russia, week 10 of 2024

	Number of specimens / number of viruses	% isolated viruses
Number of specimens	88	-
Influenza A(H1)pdm09	2	2,3%
Influenza A(H3)	6	6,8%
Influenza B	3	3,4%
All influenza	11	12,5%

Sentinel influenza surveillance

Clinical samples from 86 SARI patients were investigated by rRT-PCR for influenza, among them 5 (**5.8%**) cases were detected including: 4 cases of influenza A(H3N2) and 1 case of influenza B. 2 (**2.3%**) of 87 SARI patients were positive for coronavirus SARS-CoV-2. Among 77 SARI samples 16 (**20.8%**) cases positive for ARVI were detected including: 3 cases of PIV, 3 cases of ADV, 3 cases of RSV, 3 cases of RhV, 2 cases of CoV, 1 case of MPV and 1 case of BoV infection.

Clinical samples from 88 ILI/ARI patients were investigated for influenza by rRT-PCR, among them 4 (**4.5%**) cases were detected including: 2 cases of influenza A(H3N2) and 2 cases of influenza B. Among 79 ILI/ARI samples 32 (**40.5%**) cases positive for ARVI were detected including: 2 cases of PIV, 1 case of ADV, 5 cases of RSV, 9 cases of RhV, 6 cases of CoV and 9 cases of MPV infection. 11 (**12.5%**) of 88 ILI/ARI patients were positive for coronavirus SARS-CoV-2.

Fig. 9. Monitoring of influenza viruses detection by RT-PCR among SARI patients in sentinel hospitals, season 2023/24

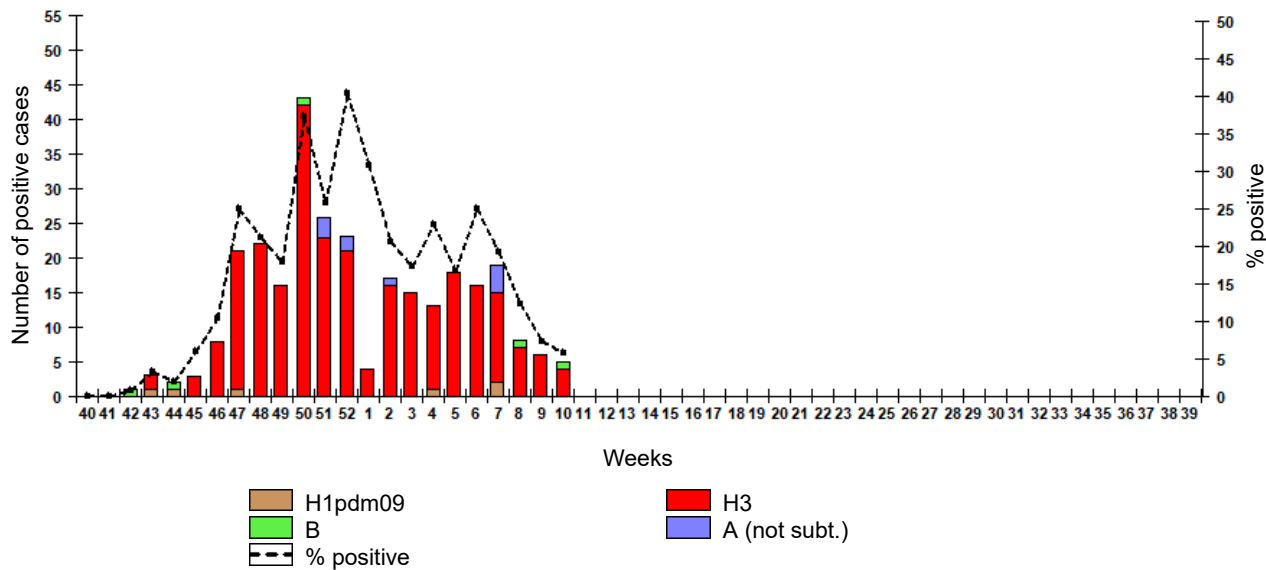


Fig. 10. Monitoring of influenza viruses detection by RT-PCR among ILI/ARI patients in sentinel polyclinics, season 2023/24

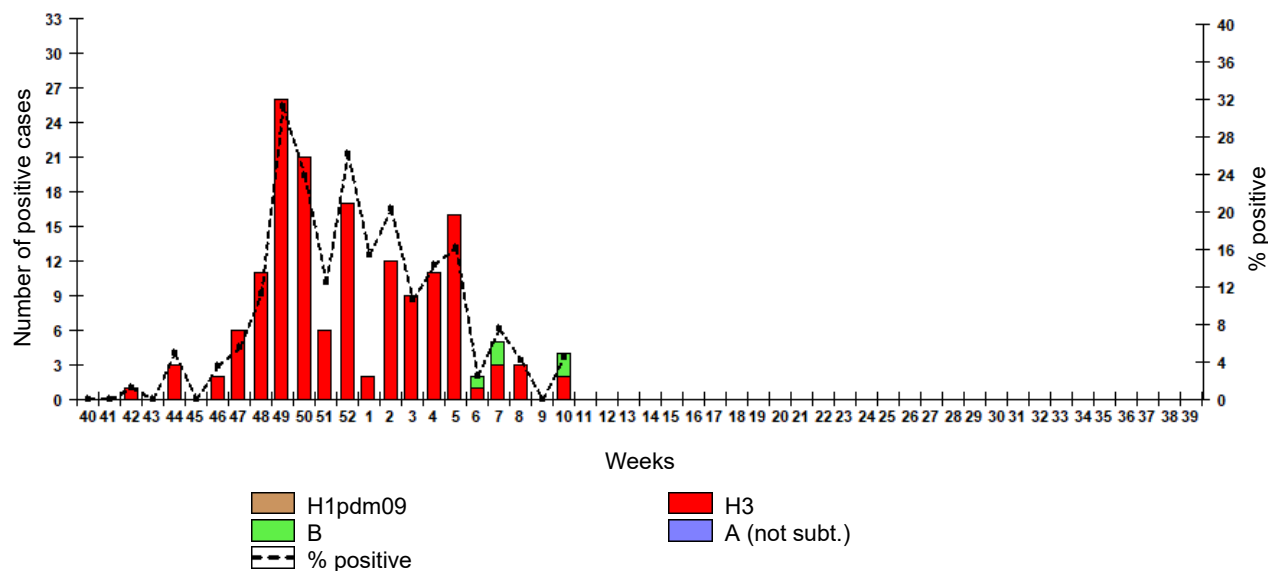


Fig. 11. Monitoring of ARVI detection by RT-PCR among SARI patients in sentinel hospitals, season 2023/24

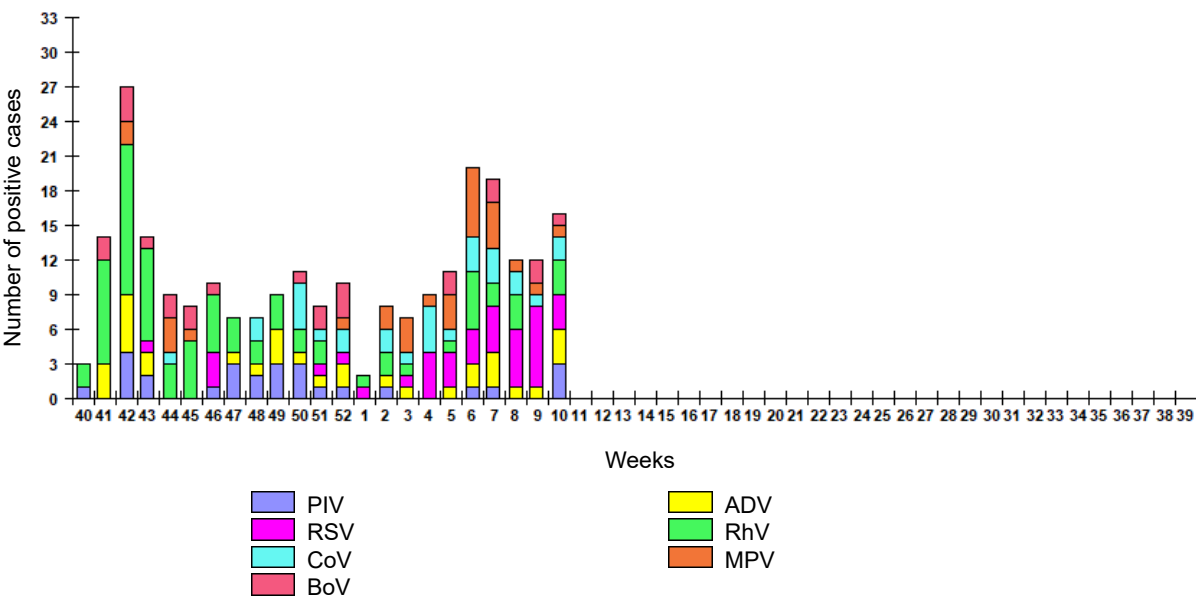


Fig. 12. Monitoring of ARVI detection by RT-PCR among ILI/ARI patients in sentinel polyclinics, season 2023/24

